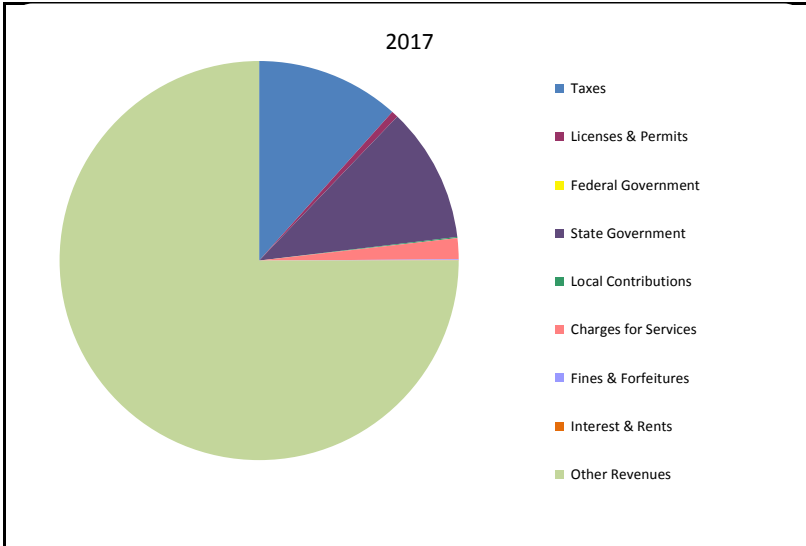


**CITIZENS' GUIDE TO LOCAL UNIT FINANCES - Potterville - Eaton**

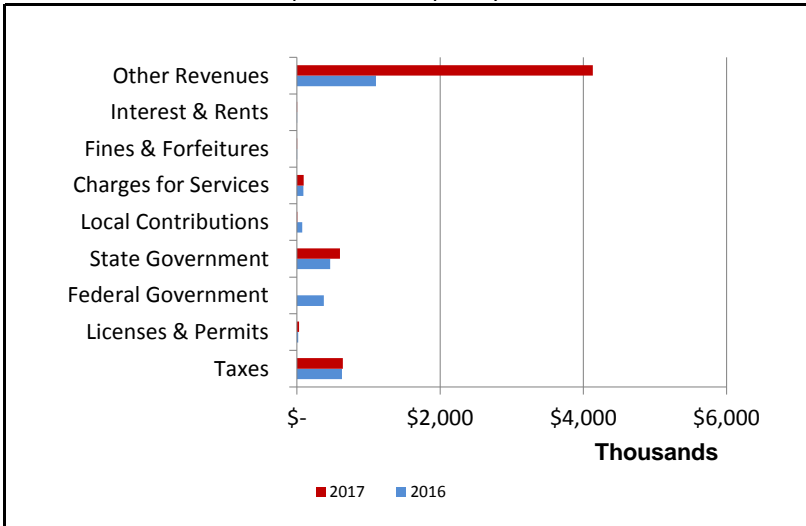
1. Where our money comes from (all governmental funds)



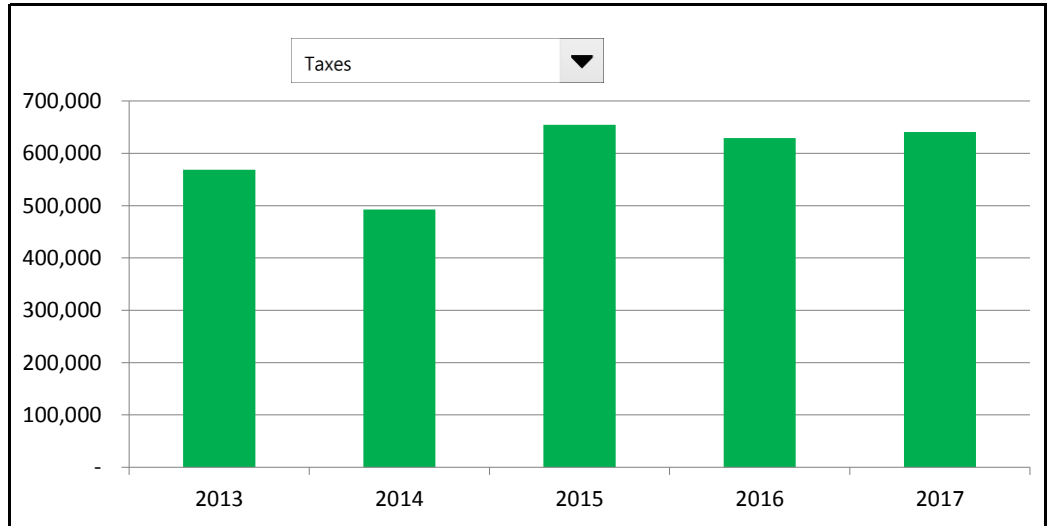
2. Compared to the prior year

	2016	2017	Change
Taxes	\$ 629,300	\$ 640,517	1.78%
Licenses & Permits	\$ 20,210	\$ 30,082	48.85%
Federal Government	\$ 375,000	\$ -	-100.00%
State Government	\$ 466,110	\$ 602,891	29.35%
Local Contributions	\$ 73,741	\$ 4,885	-93.38%
Charges for Services	\$ 92,556	\$ 93,798	1.34%
Fines & Forfeitures	\$ 3,389	\$ 3,319	-2.07%
Interest & Rents	\$ 1,699	\$ 1,400	-17.60%
Other Revenues	\$ 1,105,756	\$ 4,133,244	273.79%
<b>Total Revenues</b>	<b>\$ 2,767,761</b>	<b>\$ 5,510,136</b>	<b>99.08%</b>

3. Revenue sources - compared to the prior year



4. Historical trends of individual sources

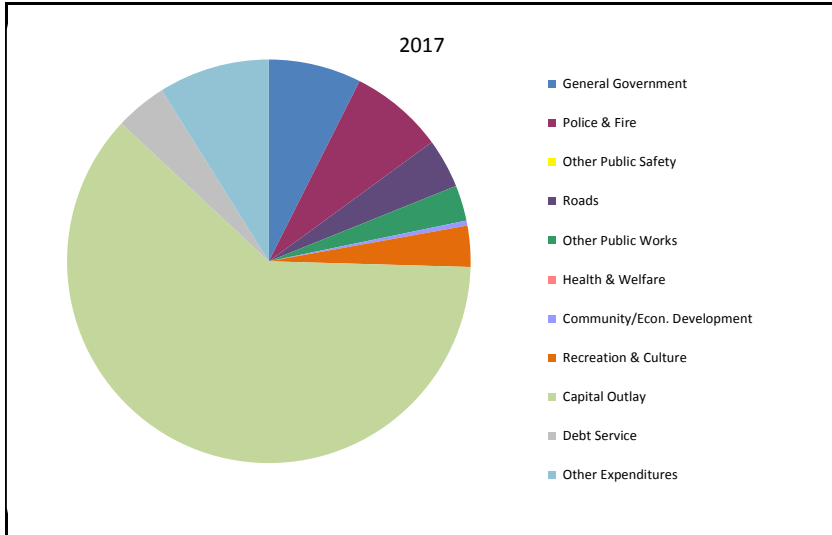


Commentary:

For more information on our unit's finances, contact Wanda Darrow at 517-645-7641 ext 204.

**CITIZENS' GUIDE TO LOCAL UNIT FINANCES - Potterville - Eaton**

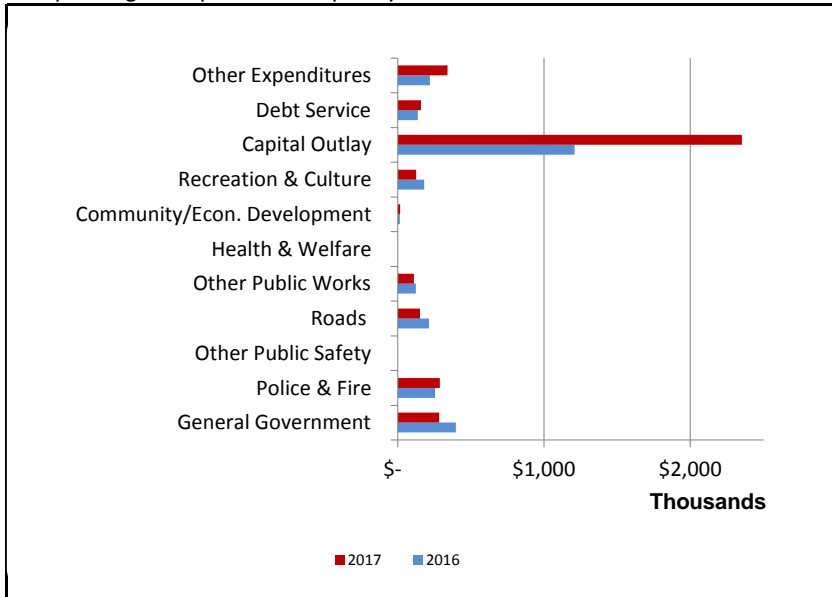
1. Where we spend our money (all governmental funds)



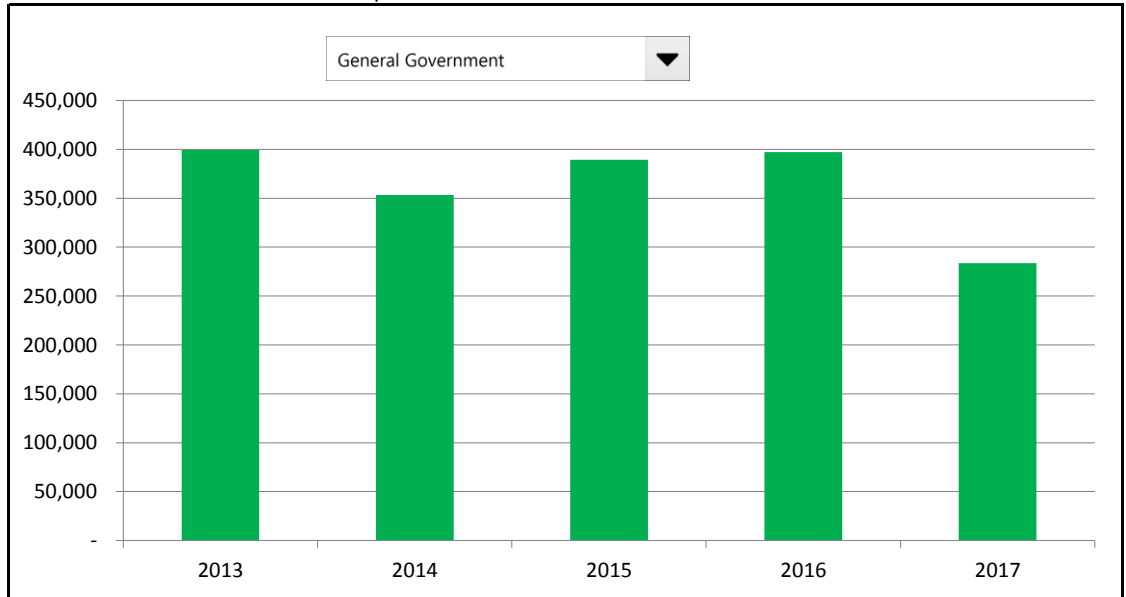
2. Compared to the prior year

	2016	2017	Change
General Government	\$ 397,320	\$ 283,779	-28.58%
Police & Fire	\$ 255,169	\$ 288,059	12.89%
Other Public Safety	\$ -	\$ -	N/A
Roads	\$ 212,312	\$ 151,152	-28.81%
Other Public Works	\$ 123,834	\$ 109,187	-11.83%
Health & Welfare	\$ -	\$ -	N/A
Community/Econ. Development	\$ 14,977	\$ 15,324	2.32%
Recreation & Culture	\$ 181,244	\$ 125,721	-30.63%
Capital Outlay	\$ 1,209,105	\$ 2,351,963	94.52%
Debt Service	\$ 136,740	\$ 158,377	15.82%
Other Expenditures	\$ 220,449	\$ 340,351	54.39%
<b>Total Expenditures</b>	<b>\$ 2,751,150</b>	<b>\$ 3,823,913</b>	<b>38.99%</b>

3. Spending - compared to the prior year



4. Historical trends of individual departments:

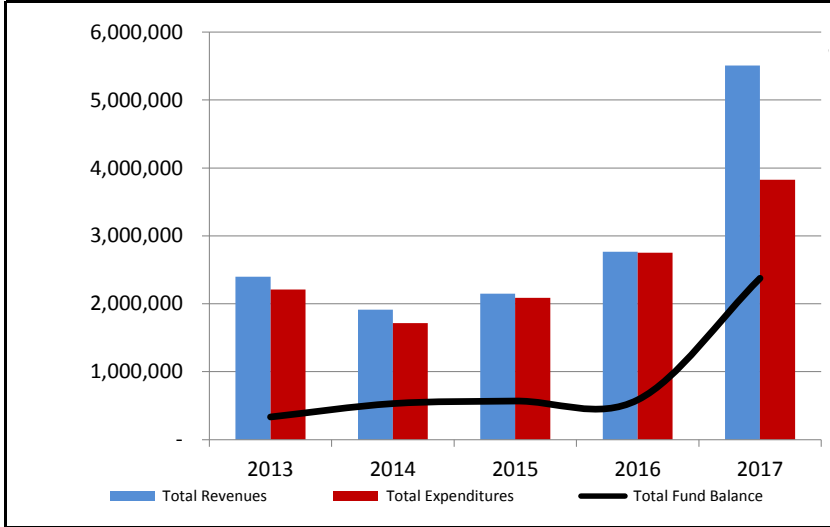


Commentary:

For more information on our unit's finances, contact Wanda Darrow at 517-645-7641 ext 204.

**CITIZENS' GUIDE TO LOCAL UNIT FINANCES - Potterville - Eaton**

**1. How have we managed our governmental fund resources (fund balance)**

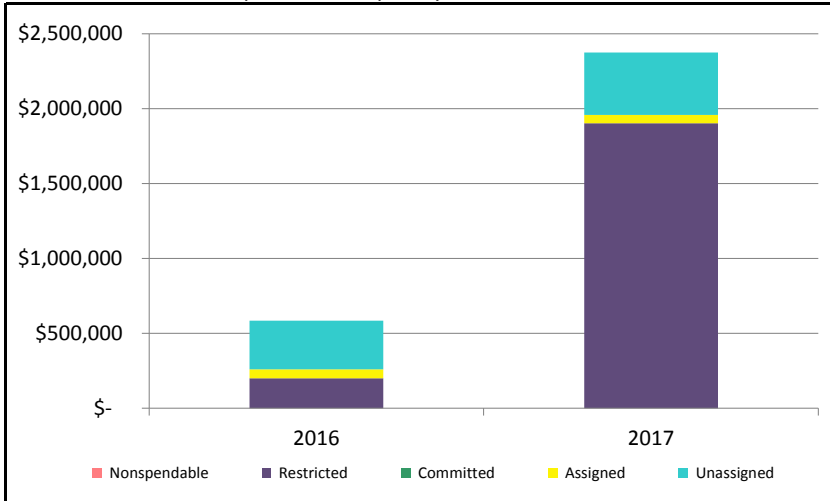


**2. Compared to the prior year**

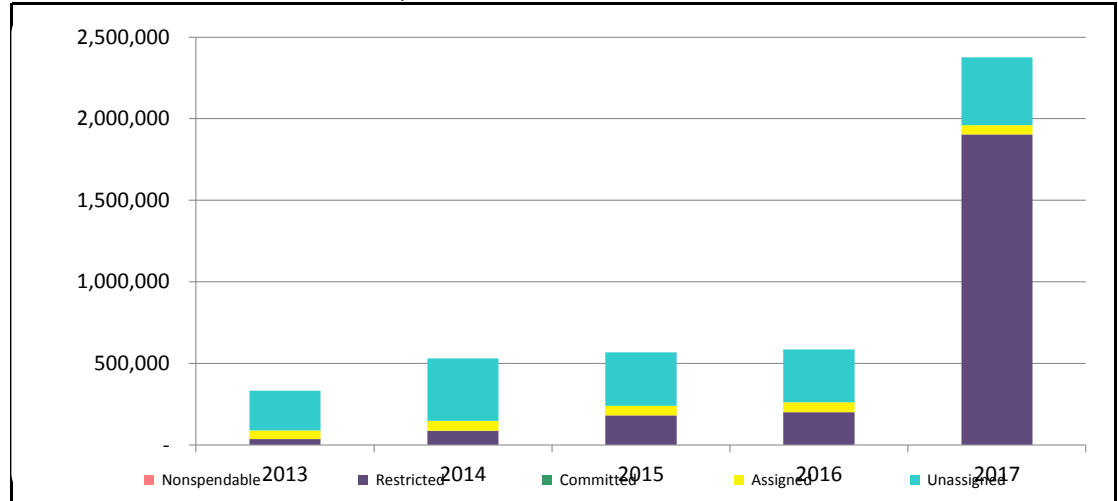
	2016	2017	Change
Revenues	\$ 2,767,761	\$ 5,510,136	99.08%
Expenditures	\$ 2,751,150	\$ 3,823,913	38.99%
Surplus (Shortfall)	\$ 16,611	\$ 1,686,223	10051.24%

Fund balance, by component:	2016	2017	Change
Nonspendable	\$ -	\$ -	N/A
Restricted	\$ 201,296	\$ 1,903,002	845.37%
Committed	\$ -	\$ -	N/A
Assigned	\$ 60,142	\$ 56,722	-5.69%
Unassigned	\$ 322,961	\$ 416,102	28.84%
<b>Total Fund Balance</b>	<b>\$ 584,399</b>	<b>\$ 2,375,826</b>	<b>306.54%</b>

**3. Fund balance - compared to the prior year**



**4. Historical trends of individual components**

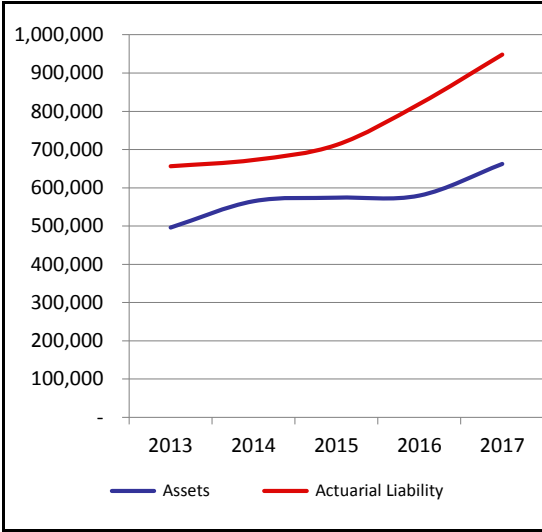


**Commentary:**

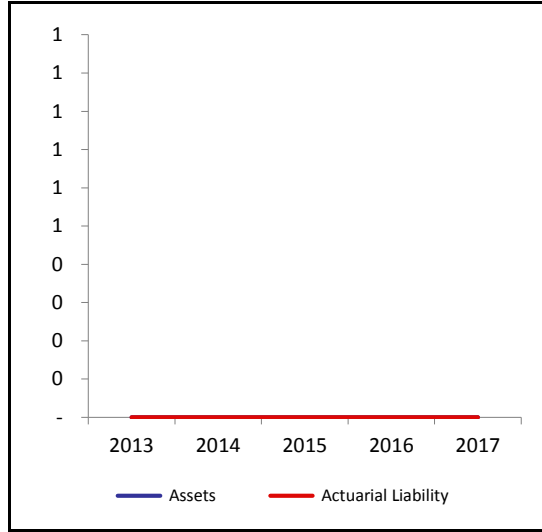
For more information on our unit's finances, contact Wanda Darrow at 517-645-7641 ext 204.

**CITIZENS' GUIDE TO LOCAL UNIT FINANCES - Potterville - Eaton**

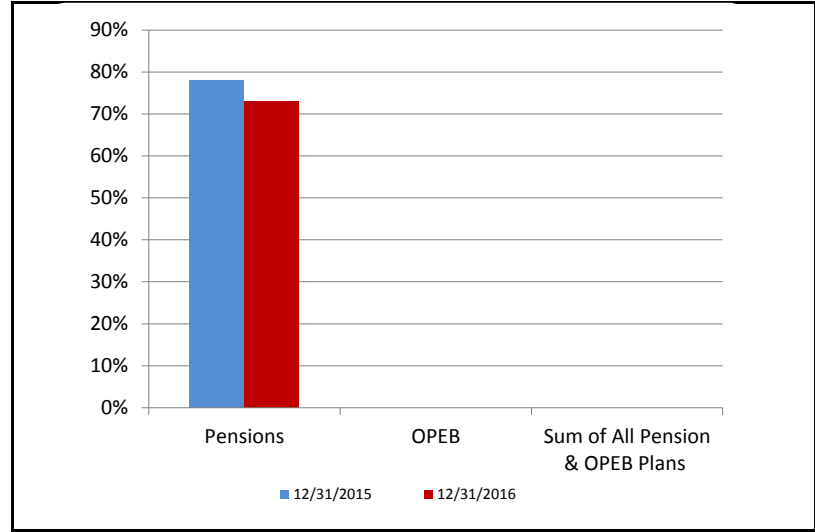
1. Pension funding status



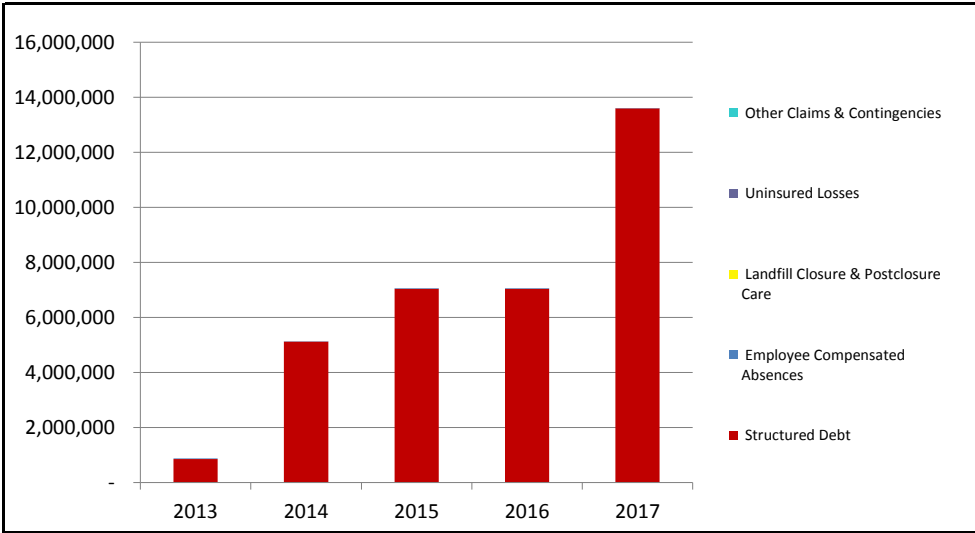
2. Retiree Health care funding status



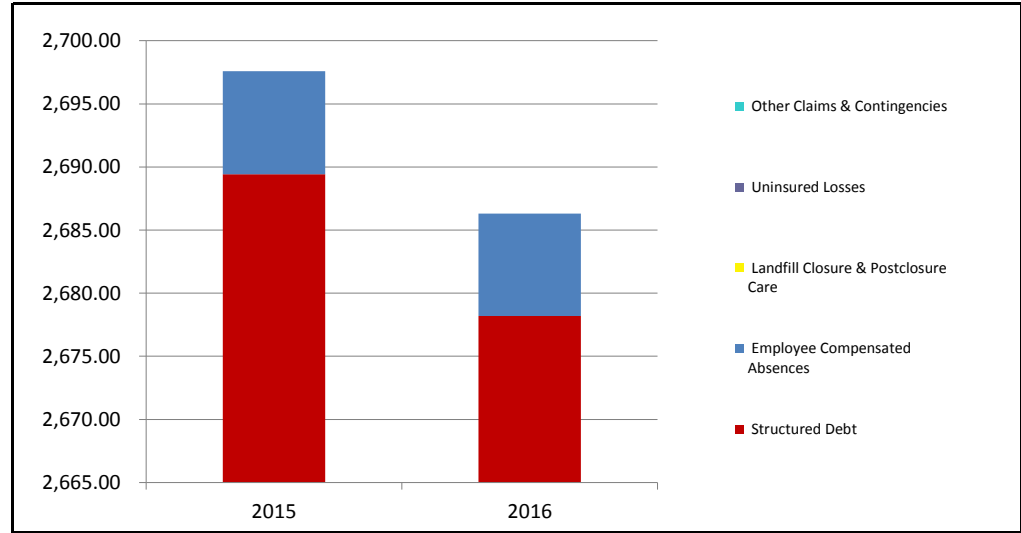
3. Percent funded - compared to the prior year



4. Long Term Debt obligations:



5. Debt & other long term obligations per capita - compared to the prior year



Commentary: The City does not have Other Post-employment Benefits for healthcare

For more information on our unit's finances, contact Wanda Darrow at 517-645-7641 ext 204.